

GOLDEN CONTRACTOR SERVICES LLC



6600 SERIES

CARRIAGE HOUSE STEEL

An insulated steel door available
in a variety of sophisticated
Carriage House designs.



Springfield panel, Taupe/White finish, 6600 DecaTrim™ II Arched Stockton windows, decorative hardware

unique. durable. stylish

the envy of the neighborhood.



Made with two layers of steel, polyurethane foam insulation and DecaTrim™ II overlays, the Model 6600 is not only durable, but a unique way to add style and curb appeal to your home.



Brunswick Square Top panel, Almond/White finish, 6600C cold environment Stockbridge windows, decorative hardware

performance features



Insulation

Model 6600 comes with foamed-in-place polyurethane insulation with an R-value of 12.12*, which can improve the thermal efficiency of your garage space, reduce street noise and make the door operate more quietly.



Durable DecaTrim™ II Overlays

These smooth overlay boards are specially treated to resist termites, weather and fungal decay.

Joint Seals

Snug fitting tongue-and-groove section joints reduces wind and weather from entering the garage.

Heavy Duty Hinges

Attractive 14 gauge heavy duty hinges provide maximum strength between sections, stability and smoother door operation.

Quiet Rollers

Ball-bearing rollers with nylon wheels and solid steel shafts provide years of smooth, quiet and dependable service.



Windsafe™

Available with optional hardware and reinforcement for high-wind regions. Please consult your dealer for details.



Model 6600 offers a Limited Lifetime Warranty on the steel skin. Two year warranty against delamination on factory attached overlay material. Warranties vary by model, and are available upon request. See full text of warranty for details.

*Wayne Dalton uses a calculated door section R-value for our insulated doors.

1 choose your style:

All door top sections are available in arched or square designs.

Double car door designs are equivalent to 2 single-car doors side by side.


Square Top



Arlington



Ashburn



Brunswick



Lexington




Richmond



Savannah



Somerset




Springfield



Bellview




Kingston



Westfield

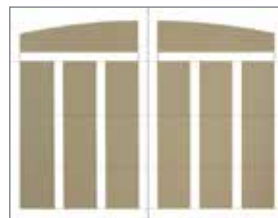
Arched Top (only available in solid)



Arlington



Ashburn



Brunswick



Lexington



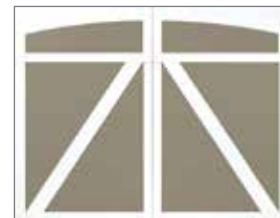
Richmond



Savannah



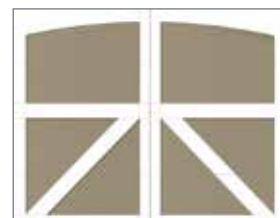
Somerset



Springfield



Bellview



Kingston



Westfield

choose your color:

DecaTrim™ II overlays are provided in White only. For a two-toned look, choose from White, Almond, Taupe, Brown and Black as shown below.



White/White



Almond/White



Taupe/White



Brown/White



Black/White

Disclaimer: Actual door colors may vary slightly from brochure photos due to fluctuations in finishing or the printing process.



3 choose your windows:

Window patterns are shown for a typical single-car door. Spacing of windows may change depending on door size. Not all windows are available in all door sizes.

6600 DecaTrim™ II Windows

The following standard window options feature a smooth DecaTrim™ II overlay board to match the door's design.



Clear II



Cascade III



Stockbridge



Stockton III



Arched Stockton



Waterton III

6600C Cold Environment Windows

For northern regions with extreme cold environments, the following upgraded windows are strongly recommended.

These windows include two plastic frames that provide an extra seal to protect the door section from harsh weather conditions. Optional 1/2" insulated glass is also available.



Clear II



Cascade III



Stockbridge



Stockton III



Arched Stockton



Waterton III

4 choose your hardware:



Spear

Two Spear pull handles and one bottom lift handle are included for single car doors. Double car doors come with two sets of decorative hardware (four Spear pull handles and two bottom lift handles).



Arrow



Aspen



Barcelona



Conifer



Fleur-de-Lis

Additional hardware options are shown below.

BEFORE

AFTER

Model 6600 Ashburn panel, Almond finish, 6600 DecaTrim™ II Stockton III windows, decorative hardware

Garage Door Design Center

www.Wayne-Dalton.com

Go to Wayne-Dalton.com today and click on Design Center. Here you can upload a photo of your home and experiment with panel designs, color options, window styles and hardware designs. Instant curb appeal awaits with just the click of your mouse!



2501 S. State Hwy 121 Bus., Ste 200
Lewisville, TX 75067
www.wayne-dalton.com

SOLD AND DISTRIBUTED BY: **Golden Contractor Services LLC**
1320 N. Road 42 Pasco, WA 99301
Licensing and bonding in
both Washington & Oregon
www.goldencontractorservices.com
(509)531-6885 or (509)713-3838

© 2014 Wayne Dalton, a Division of Overhead Door Corporation. Consistent with our policy of continuing product improvement, we reserve the right to change product specifications without notice or obligation. Item 351657