

GOLDEN CONTRACTOR SERVICES LLC.



8000 - 8200

M O D E L S

CLASSIC STEEL


For every taste, climate
and budget.



Colonial panel, white paint, Prairie I windows

affordable. stylish

all the right choices for any style,
climate and budget.



Model 8200 Ranch panel, Almond finish with Cascade II windows

performance features

Model 8200



- Polystyrene R-7.4* insulation
- 2-layer construction made of steel-polystyrene
- 10-year Warranty
- Finished panel interior
- Box shaped stiles to provide greater strength

Model 8100



- Polystyrene R-3.7* insulation
- 2-layer construction made of steel-polystyrene
- Optional wind load-rated reinforcements
- 10-year Warranty
- Finished panel interior
- Box shape stiles to provide greater strength

Model 8000

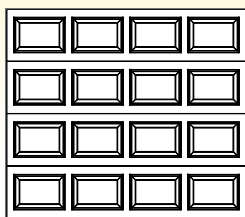


- 1-layer construction made of steel
- Optional wind load-rated reinforcements
- 10-year Warranty
- Box shape stiles to provide greater strength

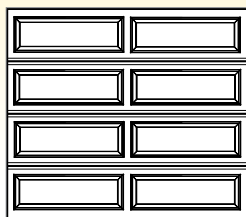
Most 8000 Series doors are available with structural reinforcements for use in coastal regions. These models meet wind load requirements of the International Building Code, Florida Building Code and Texas Dept. of Insurance.

*Wayne Dalton uses a calculated door section R-value for our insulated doors.

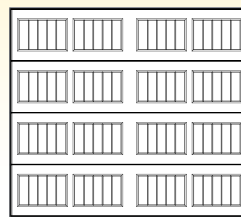
1 choose your style:



Colonial



Ranch (PO only)



Sonoma*

*Not available for model 8200
out of Portland Plant


2 choose your color:



White



Almond



Taupe



Brown

3 choose your windows:

Colonial Panel Doors



Clear I



Clear II



Cascade I

PO=Portland Plant



Cascade II

ME=Mount Hope Plant



Cathedral I

PE=Pensacola Plant



Cathedral II



Prairie I (MH & PE only)



Prairie II (MH & PE only)



Sherwood I



Sherwood II



Stockton I



Stockton II



Waterton I



Waterton II



Williamsburg I



Williamsburg II

Ranch Panel Doors



Clear II



Cascade II



Cathedral II



Prairie II (MH & PE only)



Sherwood II



Stockton II



Waterton II



Williamsburg II

Sonoma Panel Doors



Clear I



Clear II



Cascade I



Cascade II



Cathedral I



Cathedral II



Prairie I (MH & PE only)



Prairie II (MH & PE only)



Sherwood I



Sherwood II



Stockton I



Stockton II



Waterton I



Waterton II



Williamsburg I



Williamsburg II



Arched Stockton Single (For double car doors)
(PO only)



Arched Stockton Double (For double car doors)
(PO only)

Not all windows available in all areas. Consult your dealer for details.

Decorative hardware is available, see your dealer or visit our website at www.Wayne-Dalton.com for details.



Garage Door Design Center

www.Wayne-Dalton.com

Go to Wayne-Dalton.com today and click on Design Center. Here you can upload a photo of your home and experiment with panel designs, color options, window styles and hardware designs. Instant curb appeal awaits with just the click of your mouse! Then print the results and go online to find your closest Wayne Dalton dealer.

*Model 8100 Sonoma panel,
White finish with Cascade II
windows*



SOLD AND DISTRIBUTED BY:



2501 S. State Hwy 121 Bus., Ste 200
Lewisville, TX 75067
www.wayne-dalton.com

Golden Contractor Services LLC
1320 N. Road 42 Pasco, WA 99301
Licensing and bonding in
both Washington & Oregon
www.goldencontractorservices.com
(509)531-6885 or (509)713-3838

© 2013 Wayne Dalton, a Division of Overhead Door Corporation. Consistent with our policy of continuing product improvement, we reserve the right to change product specifications without notice or obligation. Item 330448